

Registration and Donation Frequently Asked Questions (FAQs)

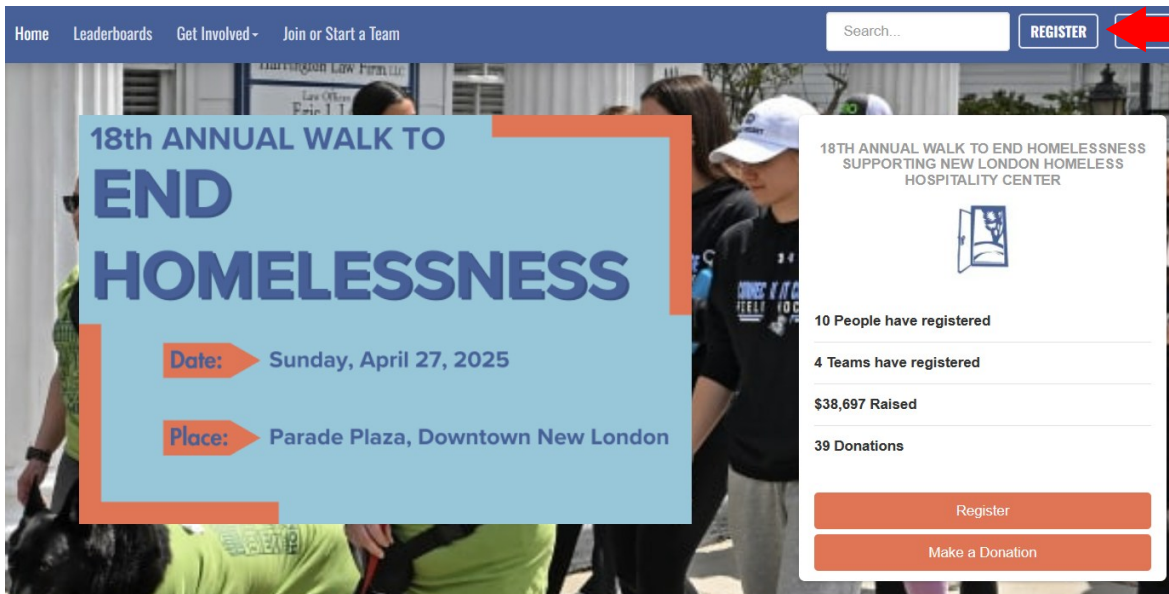
The 18th Annual Walk to End Homelessness (2025) is using the OneCause platform for ticketing and donations to the New London Homeless Hospitality Center (NLHHC). This FAQ will cover the main ways to support the event.

Click this table of contents to jump to the relevant instructions

- 1. How do I sign up for the walk?..... 2**
- 2. How do I join or create a team? 3**
- 3. How do I donate to a team or individual walker? 4**
- 4. How do I help fundraise?..... 5**

1. How do I sign up for the walk?

Go to <https://p2p.onecause.com/nlhhc-walk-2025> and click "Register".




A popup box will ask you to make an account. You can register with an email address or a social media account.

Register for the 18th Annual Walk to End Homelessness

FOR THE BEST EXPERIENCE:

 Sign Up with Facebook

 Sign Up with Google

 Sign Up with X (Twitter)

If you have any problems, please [Contact Support](#) for help.

DO I HAVE TO USE A SOCIAL NETWORK?

No, but the 18th Annual Walk to End Homelessness is all about the social experience - doing things that are fun, rewarding and good for the community and sharing them with your friends. Plus why would you want yet another password to remember?

[I already have an account](#)

By signing up you accept the OneCause Peer-to-Peer Social Fundraising [Terms of Service](#) and [Privacy Policy](#)

You'll then be guided through the signup process. Enter your personal information, select which type of registration (T-shirt or no T-shirt), enter payment information, and submit.

REGISTER FOR 18TH ANNUAL WALK TO END HOMELESSNESS

YOUR INFORMATION REGISTRATION OPTIONS PAYMENT INFORMATION CONFIRM AND SUBMIT

First, let's make sure we have all your information correct.

First Name * Last Name *

Email Address *

Phone Number (Optional) Mobile

Text Notifications (Optional)
 Receive a text message when a donation is made on your behalf.

Do you have a discount code? (Optional)
Enter your code

If someone invited you to register, tell us who so we can give them credit. (Optional)
Start typing your search

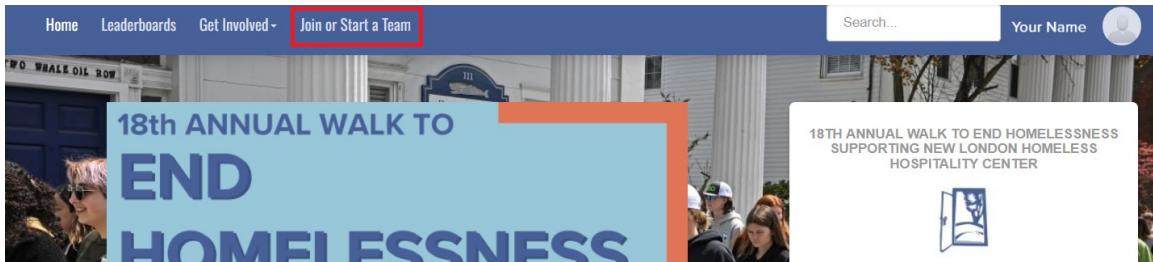
What's the one or two sentences that sums up why you're doing this? (Optional)
Short headline - you can always add or change this later if you want.
140 characters remaining

NEXT

You'll receive a confirmation email that you've registered.

2. How do I join or create a team?

You must first register before joining or creating a team. Once you do, click on "Join or Start a Team" in the menu bar/header of the website.



The resulting page has two fields, one to search for and join an existing team, and one to create a new team.

Find an existing team to join

Start typing your search

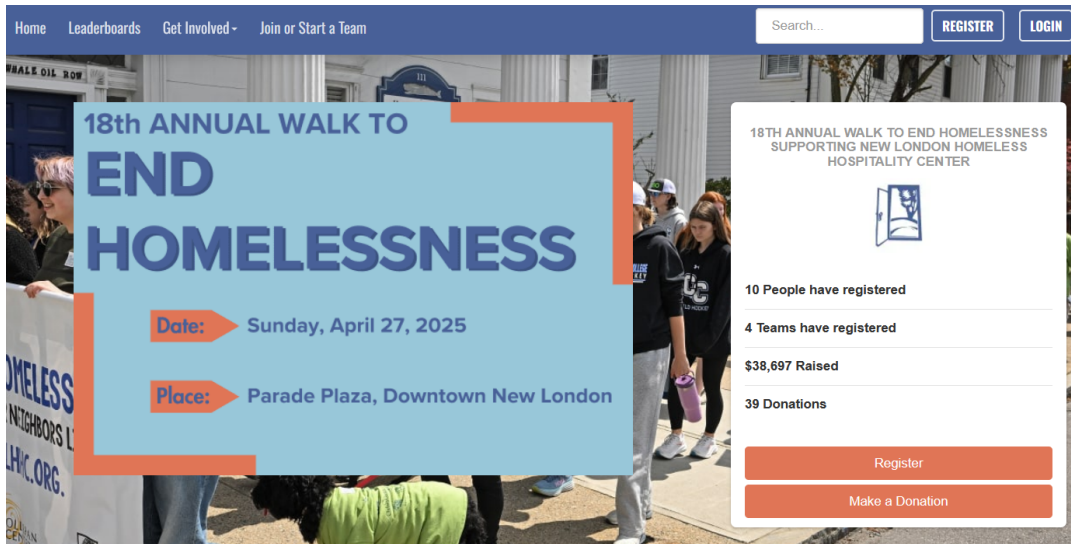
Just start typing the name of the team or someone on the team, then select it from the dropdown list.

Or start your own team

Team Name Start Team

3. How do I donate to a team or individual walker?


If you want to donate without registering for the event, go to the main webpage at <https://p2p.onecause.com/nlhhc-walk-2025> and click "Make a Donation"



In the pop-up you can enter your donation amount and payment details. There is also a field asking "Is this in support of a particular participant in the 18th Annual Walk to End Homelessness?". Here you can type the name of a team or individual you know has registered. The system will search and if they exist you can select them to have your donation go through them. If left blank, the donation will still go to NLHHC, just not under any team.

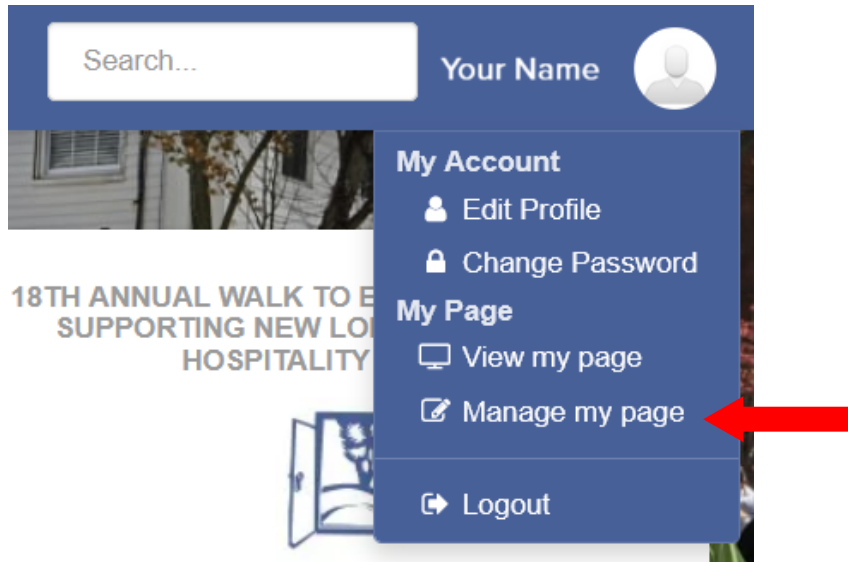
Is this in support of a particular participant in the 18th Annual Walk to End Homelessness? (Optional)

Each team also has its own individual fundraising page that you can donate through. To view all teams, click on the "Leaderboards" link in the menu bar/header of the website.

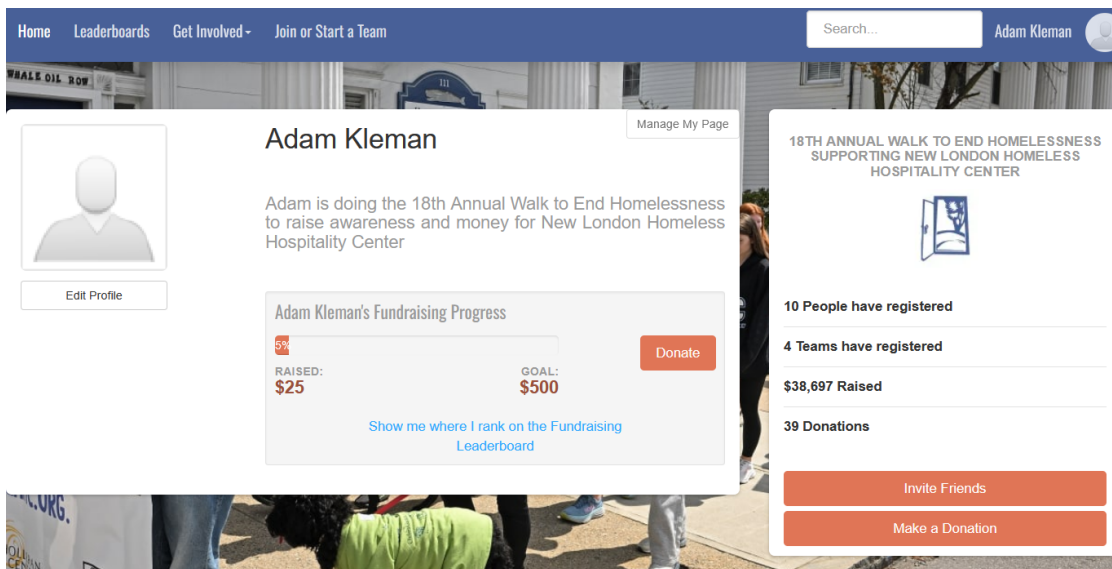


4. How do I help fundraise?

OneCause includes tools for peer-to-peer fundraising. As soon as you register, you automatically get your own fundraising page that you can customize and share with family and friends. To view your page, make sure you're logged in to the OneCause site and click your name in the upper right corner and select "Manage my page"



Here you can edit your fundraising goal and the text that appears on your page. Just remember to click "Save" at the bottom of the page if you make any changes. If you instead click "View my page" you'll see your public-facing individual fundraising page.



The URL of this page can be copied and shared, and you can add a profile picture if desired.